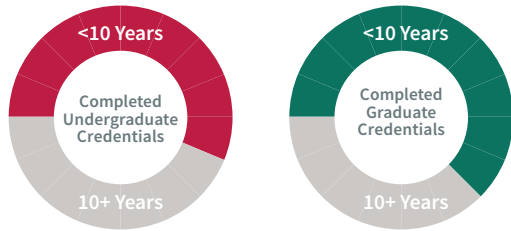


**Completions**



Of all students who begin a certificate or degree program, 57% completed an undergraduate credential within 10 years, and 69% completed a graduate credential within 10 years<sup>1</sup>

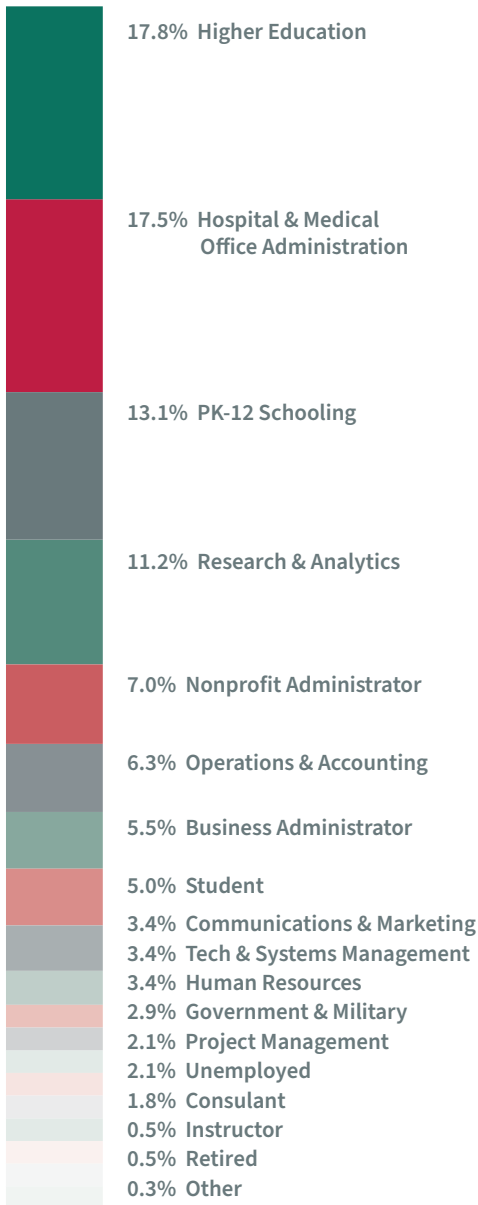
**Outcomes**



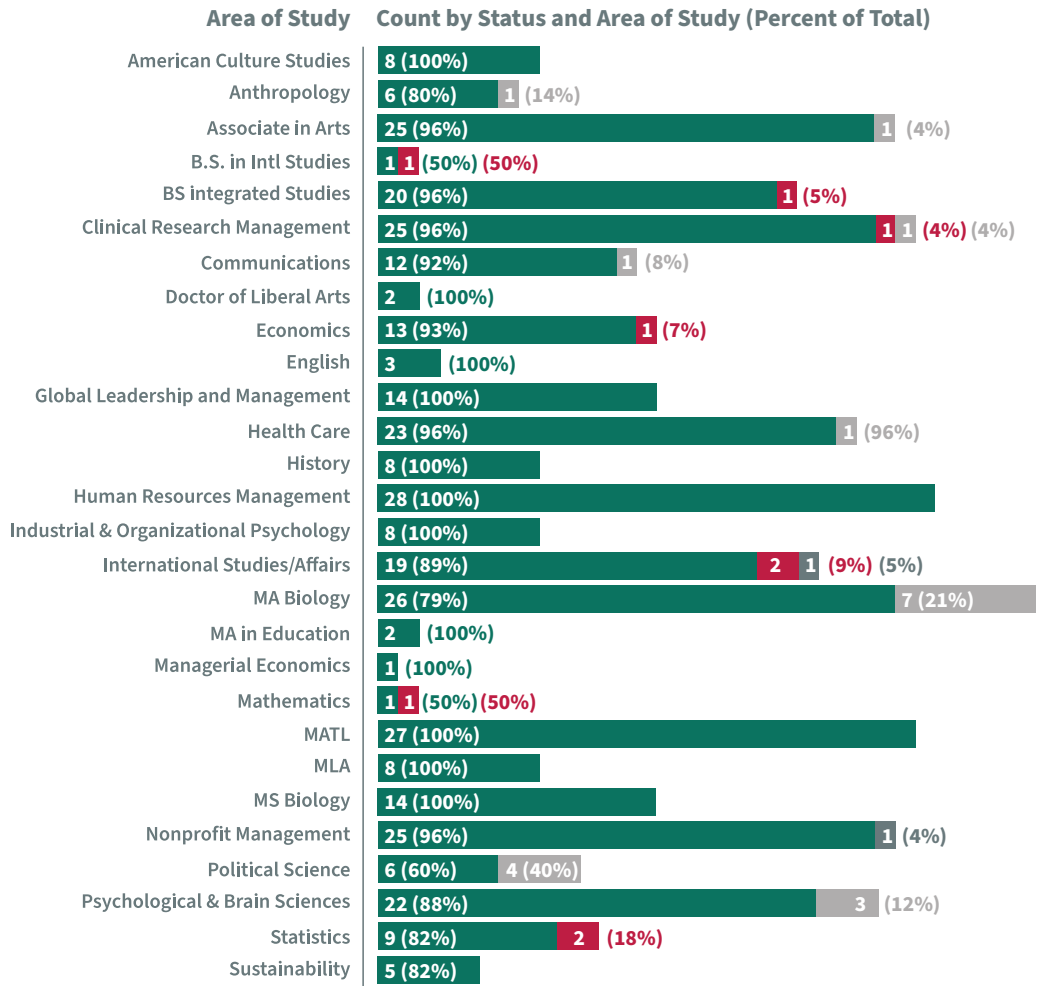
Full-time Employment or Study following Graduation

Of the alumni (graduate and undergraduate) in the past five years who shared information about their employment, 98% reported full-time employment or full-time study following their graduation.<sup>2</sup>

**Occupations**



**Employment Rates & Counts by Area of Study**



Employed Unemployed Studying Retired

**Graduates' Most Frequent Employers, total 233 reported employers**

- Washington University in St. Louis
- St. Louis Public Schools
- Edward Jones
- MilleporeSigma
- Bayer
- Pfizer
- Centene

**Methodology**

1. Data for this analysis was drawn from individuals beginning programs in AY09-12. These include degree and certificate programs. Time to degree and graduation rates presented here do not account for transfers to another institution. Further, they are reflective of adult students who are completing their programs at a slower rate than full-time, first-time college students.  
2. Data for these analyses are drawn from multiple sources. First, following completion of their program, degree-seeking students are asked to share their employment through a short survey. For those degree-seeking students who do not share information actively, manual web-scraping was conducted to gather additional information, relying on workplace databases and social media self-reports. Following scraping, manual cleaning and coding of responses was completed in order to better understand the roles graduates fulfilled. Ultimately, in the last five years job placement information was gathered for 70% of graduates. This analysis draws on these five years of data.